

Agency Defined Program – Creating a Closure

Select Create Exit/Outcome under Agency Defined Program Application

Agency Defined Programs Apps: 1

[Create Agency Defined Program Application](#)

Regional LA:RISE #2243688 - Complete   


LWDB:	12 - City of Los Angeles	Application Date:	08/28/2019
Onestop:	322 - 00308 Wilshire Metro Worksource	Exit Date:	N/A

- +** Activities / Enrollments / Services 0
- +** Partner Programs 0
- +** Credentials 0
- Exit / Outcome N/A

Create Exit/Outcome 

Step 1 - Fill out the following fields in the closure section

CaJOBS SM **Step 1 of 3.** Enter your information below. When you are finished click the *Next >>* button.

** indicates required fields.*  For help click the information icon.

General Information | **Employment Information** | **Staff Information**


Login Information

User ID: 35101


Participant Name: Alvarez, Jonny, A

Eligible Date: 08/28/2019

Program: AAI -Regional LA:RISE

*** Date of Exit:** 

Local Workforce Investment Area: City of Los Angeles

*** One Stop Location:** 

Exit Information

*** Exit Reason:** 

[Exit Wizard](#)

Next >> 

Step 2 – Employment Information (NOT REQUIRED)



Step 2 of 3.

Enter your information below. When you are finished click the *Next* >> button.

[General Information](#)

Employment Information

[Staff Information](#)

Placement Information

No employers available.

[\[Add Employer \]](#)

**NOT REQUIRED
Captured In WIOA**

[Exit Wizard](#)

<< Back

Next >>

Step 3 - Staff Information



Step 3 of 3.

Enter your information below. To save your changes and continue, click the *Finish* >> button.

[General Information](#)

[Employment Information](#)

Staff Information

Outcome Staff Information

Case Note:

[[Add a new Case Note](#) | [Show Filter Criteria](#)]

ID	Create Date	Subject	Action
46262	01/22/2020	Deleted Exit	 

Page 1 of 1 Rows: 100

Current Case Manager: Case currently Not Assigned to a Case Manager

[Assign Case Manager](#)



[Assign Me](#)

[Remove Case Manager Assignment](#)

Previous Case Manager:

[Exit Wizard](#)

<< Back

Finish

Delete